



Ermittliche Beratung

1. Ermittliche Beratung
Zielvorgabe, Verantwortlichkeiten, Geräte, Vertragsabwicklung
Service und Kurzes Anliegen
2. Führung
Ermittliche Beratung
Führungs- und Mitarbeiterverhalten
Kunden- und Ertragsorientierung

Kunden- und Ertragsorientierung

3. Arbeitszeiten aufpassen
4. Leistung und Erfolg
KUBIS
Ressourcen
Ziele und Belohnung

TARGO BANK

Management Update
22. Februar 2013

OKTOCON TECHNICAL ADD ON'S "HIGHLIGHTS"

OKTOGON TECHNICAL ADD ON'S

MY DESKTOP P.02

GALLERY WALK P.05

STUDIO PANELS P.08

SURVEY TOOL P.12

GOBO SPOTLIGHTS P.16

COOLING TOWER LIGHTING P.18

PACKAGES & RATES P.20

02



OKTO.COM
MY DESKTOP

DYNAMIC AND CONTEMPORARY PRESENTATION

MYDESKTOP OKTOGON

LARGE SCREEN IN THE FORMAT 64:10.

The MyDesktop projection offers the possibility to use the entire presentation area as a workspace - live in the event. Just as the actual idea of the „Windows operating system“ suggests, several windows can be opened and displayed parallel.

Control is via the moderator or alternatively via the technical administration. You do not have to open and close posts as usual. You can postpone and discuss contents in parallel.

This use allows many interesting integrations of the auditorium. Organizing 2.0!

In the end, the purely decorative effect is enormous. The participants are sitting in front of a 21m wide and 4.50 high semicircle screen, where content can be displayed almost to the full surface! Thus, you can introduce background images with the event theme and present logos of partners.



HOW TO DO IT:

When booking the module „MyDesktop“ we first ask all content that is presented on the main screen. You will also receive a so-called stand drawing to create a design for the background motif from your side.

Depending on the number and variety of the media to be presented, we advise you with regard to the control of the windows in the event.

Who opens and closes posts, whether the moderator takes over or an operator in the administration. Basically, the use of the presentation area does not represent a major departure from an oversized notebook.

More information about MyDesktop at
www.oktogen.tv/en/mydesktop.html



INFORMATION ABOUT MYDESKTOP

- Dynamic and contemporary presentation
- Show multiple posts in parallel
- Integration of different sources possible (eg PowerPoint, video, live stream, social media, etc.)
- High decorative effect



INFORMATION ABOUT SPECTACULAR PANORAMA

- Full-surface high-resolution and printable on both sides
- Dimensions from 4,50m in height to 21m in width possible
- Video projection | Format: Up to 64:10 possible





05

Er brachte Menschen in die
weite Welt

OKTOCCON GALLERY WALK



WE ARE PLANNING YOUR

GALLERY WALK AT THE OKTOGON

GALLERY WALK

The OKTOGON | ZECHÉ ZOLLVEREIN is the only total theater in Germany according to the „Bauhaus“ concept.

We have developed event concepts and appropriate tools, taking architectural features of the building into account.

The focus of the „Bauhaus theater's idea“ is improved communication and interaction with the participants using state-of-the-art media.


More information you'll find in our „ArchitectureMagazine“.

ArchitectureMagazine in our media library
www.oktoton.tv/en/medialibrary.html



At the same time, events in the Oktogon are characterized by the compactness of the room. People encounter each other in many ways and have the opportunity to exchange ideas.

Use this effect to create the desired cross-linking effect!



HOW TO DO IT:

Gallery walk in your event:

The Gallery Walk on the top floor of the Oktogon offers the opportunity to qualify participants compactly. As an example, topics that seem important for further exchange in plenary can be communicated to all participants on the first floor.

This creates a common basis for communication, which then strengthens the results in plenary. We call this „speed qualifying“.

As part of exhibitions, the Gallery Walk is also suitable for premium partners who exclusively present content here.


For events with a focus on „Workshop“, contributions similar to a marketplace can be taught. The participants then go to the workshop rooms to work on the content

More information about GalleryWalk at
www.oktoton.tv/en/gallerywalk.html



INFORMATION ABOUT GALLERY WALK

- Tool tailored to the architecture of the building
- Crosslinking effect through actively controlled exchange
- Improved communication or interaction of participants
- Unconventional presentation of content




INFORMATION ABOUT APPLICATIONS

- Perfect for collaborative development and communication of conference content „Speed-Qualifying“
- Representative presentation of exclusive contents of Premium Partner at exhibitions
- Integration with workshop modules such as „Marketplace“



06







OKTOGON STUDIO PANELS

WE ARE PLANNING YOUR **STUDIO PANELS AT THE OKTOGON**

STUDIO SCREENS

The studio screens, suspended from the eight pillars of the Oktagon, highlight the movie-studio character of the building.

During the development of the events in Oktagon, we recommend that you orient yourself to well-known formats from the TV area, as these forms of communication are also often known to the participants.

The screens themselves can be used informatively for agenda / room labeling / logos in various ways, or they can be integrated into the event by means of a hospitality tool.

In the case of workshops you have the opportunity to play individual content on the screens.



HOW TO DO IT:

55" Full HD flat screen with integrated media player and W-Lan connection. Second Screen - Stream your content live on the flat screens and let your participants interact with the content creator interactively.


Both a suspension on ropes and the placement by means of a stand in workshop rooms is possible.

More information about StudioPanels at
www.oktagon.tv/en/studiopanels.html




INFORMATION ABOUT STUDIO PANELS

- Unique presentation options
- Show multiple posts in parallel
- Integration of different sources possible (eg PowerPoint, video, live stream, social media, etc.)
- High decorative effect



INFORMATION ABOUT THE SCREENS

- 55" Full HD flat screen with integrated media player and W-Lan connection
- Second Screen - Stream your content live on the flat screens
- Mounting on ropes or with stand





IMPRESSIONS STUDIO PANELS





OKTOCON SURVEY TOOL

MEASURING SUCCESS WITH THE OKTOGON SURVEY TOOL

SURVEY TOOL

Organizing in a contemporary way also means realizing societal changes in terms of the understanding of leadership / enterprise. In order to gain acceptance for changes and new ideas in 2019, the involvement of all parties involved is indispensable. Only then can a functioning culture of change be developed.

By using survey tools in a large group event, you signal that you care about the opinions and attitudes of everyone involved. Above all, you prove that you understand what change requires. Of course, integration is also a complex topic that can be learned and implemented in a company.

How to ask questions / who asks questions / how do you evaluate results ... even such trivial problems have to be solved as soon as you consistently decide that you do not want to do without the value of such a solution.

The Oktogon's „SurveyTool“ is perfect for introducing such a topic.

The tool also indirectly promotes respect for the complex theme of „contemporary leadership and development“.



i

INFORMATION ABOUT SURVEY TOOL

- Developing a functioning culture of change by involving all stakeholders
- Tool also indirectly promotes respect for the complex theme of „contemporary leadership and development“
- Ideal for mapping and measuring the results of a conference event or workshop



i

INFORMATION ON PACKAGES

- Standard version with voting via smartphone app
- Graphic concepts adapted to the topic and the circle of participants
- Technical support by a professional operator



HOW TO DO IT:

The Survey package can be booked in a variety of ways. In a standardized variant, which is an introduction justice ... or alternatively also graphically adapted to the topic and the circle of participants.

We present a first case for understanding with our example „Gothaer“. It describes what is presented on the main screen by the moderator ... and at the same time how to use the selection window in the smartphone app for the actual survey process.

Of course, the number of questions, the answer selection, the layout, the number of voting runs can be adjusted.

More information about SurveyTool at www.oktogon.tv/en/surveytool.html



Gothaer

Survey Tool

VA of Gothaer Insurance on 16 February 2018

Survey process Gothaer

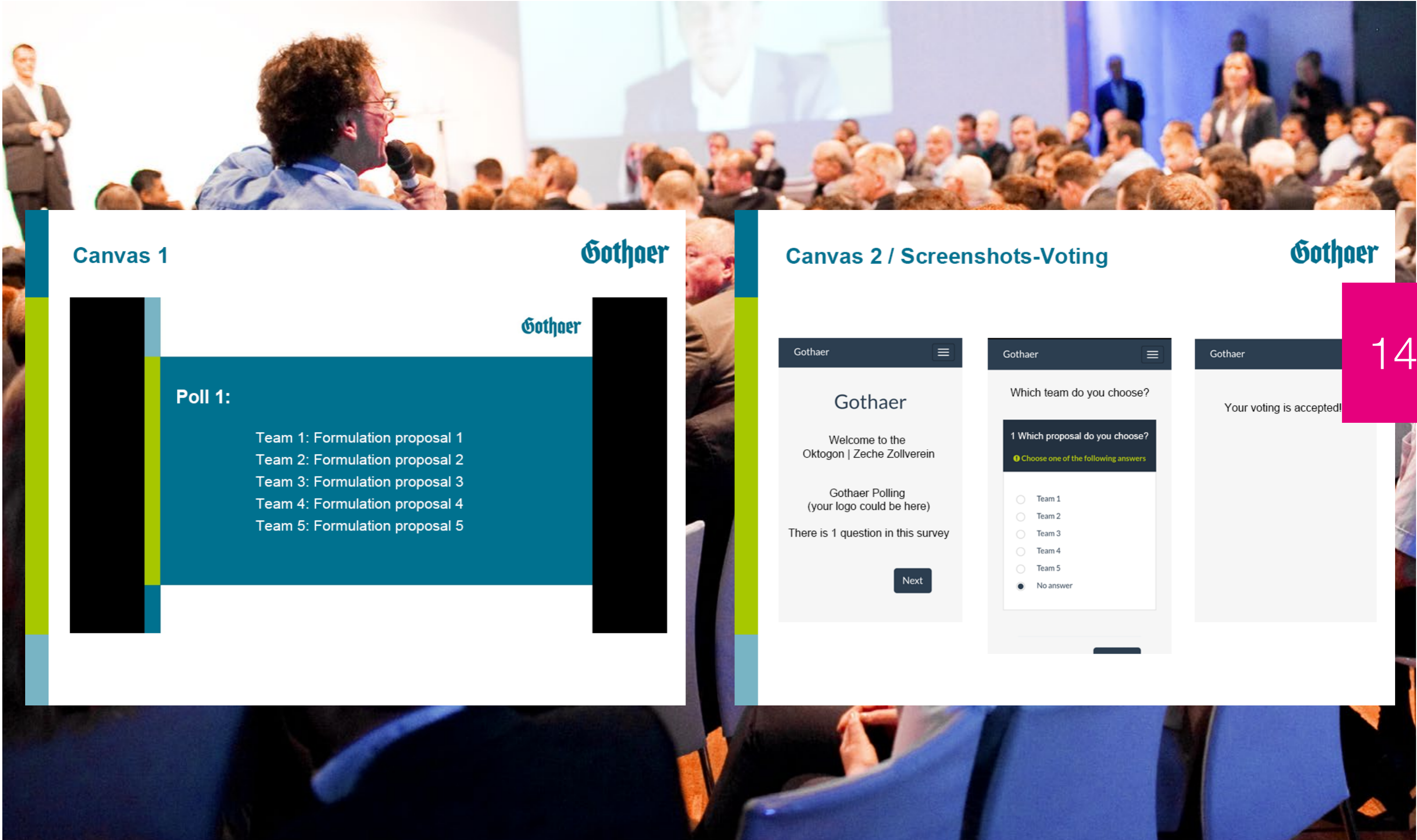
Gothaer

Two surveys are created, which are presented independently on canvas 1 (PowerPoint / input from Gothaer team, see Master Gothaer).

The questions are answered by the participants via smartphone. Each participant may vote once per vote.

Access to the survey is granted by QR code (see start screen).

QR code Question 1 and question 2 must be handed out to the participants. The result is presented on canvas 2.



Canvas 1

Gothaer

Gothaer

Poll 1:

- Team 1: Formulation proposal 1
- Team 2: Formulation proposal 2
- Team 3: Formulation proposal 3
- Team 4: Formulation proposal 4
- Team 5: Formulation proposal 5

Canvas 2 / Screenshots-Voting


Gothaer

The screenshots show the mobile app interface for the voting process. The first screenshot is a welcome screen with the text: "Gothaer", "Welcome to the Oktogon | Zeche Zollverein", "Gothaer Polling (your logo could be here)", "There is 1 question in this survey", and a "Next" button. The second screenshot shows a question: "Which team do you choose?" followed by "1 Which proposal do you choose?" and a list of radio button options: "Team 1", "Team 2", "Team 3", "Team 4", "Team 5", and "No answer". The third screenshot shows a confirmation message: "Your voting is accepted!".






OKTAGON
GOBO SPOTLIGHTS





OKTOGON
COOLING TOWER LIGHTING





www.oktogon.tv/en/



INTERARTES